



Artist Statement

Emily Lê

It took some time to find my footing here in the Colorado State University Department of Art and Art History. I came in blind, not knowing what the next four years would look like for me. I questioned the definition of art and what I wanted from it. There is something about uncertainty that can lead to your ultimate enlightenment. I always knew I didn't want to be a gallery artist but I wanted to be a part of this program.

It seemed like fate when I stumbled upon the Electronic Art program. I had always wanted to be a part of the entertainment industry in some shape or form, but did not know what steps to take. Did I want to animate? Did I want to film? Did I want to direct? Electronic Art fulfilled all that for me. It has shown me versatility and how to be well rounded. It has opened my eyes to so many possibilities that lay ahead of me. I love making marketable and commercial media but I also love experimenting and sparking dialogues around my work. I think my portfolio reflects just that.

You can find more of my work at www.emilyle.com.

	<u>Title</u>	<u>Media</u>	<u>Original Format</u>
Figure 1:	Do You Know? (Screenshot_1)	Still Image	After Effects, Illustrator, Premiere, 1920x1080
Figure 2:	Do You Know? (Screenshot_2)	Still Image	After Effects, Illustrator, Premiere, 1920x1080
Figure 3:	Do You Know? (Screenshot_3)	Still Image	After Effects, Illustrator, Premiere, 1920x1080
Figure 4:	Do You Know? (Screenshot_4)	Still Image	After Effects, Illustrator, Premiere, 1920x1080
Figure 5:	Electronic Art Promo (Screenshot_1)	Still Image	Canon D3300, Premiere, 1920x1080
Figure 6:	Electronic Art Promo (Screenshot_2)	Still Image	Canon D3300, Premiere, 1920x1080
Figure 7:	Electronic Art Promo (Screenshot_3)	Still Image	Canon D3300, Premiere, 1920x1080
Figure 8:	Electronic Art Promo (Screenshot_4)	Still Image	Canon D3300, Premiere, 1920x1080
Figure 9:	The Melting Pot (Screenshot_1)	Still Image	Nikon Coolpix, Premiere, 1920x1080
Figure 10:	The Melting Pot (Screenshot_2)	Still Image	Nikon Coolpix, Premiere, 1920x1080
Figure 11:	The Melting Pot (Screenshot_3)	Still Image	Nikon Coolpix, Premiere, 1920x1080

<u>Title</u>	<u>Media</u>	<u>Original Format</u>
Figure 12: Do You Know?	Video	MP4, 1920x1080, 02:11min

Link: <https://www.youtube.com/watch?v=Ob9T7evfAbk>

Major: Fine Art

Focus: Electronic Art

Course: ART 458-L01 Advanced Experimental Video

Programs Used: After Effects, Illustrator, Premiere

Description: This animation derives from my love of ocean wildlife conservation. I was interested in creating a very marketable, commercial-like moving infographic to add to my portfolio. I used Illustrator to create all original images which I then put into After Effects to animate. I subtly used Premiere to add small video tweaks. This is one of my favourite pieces I have ever done.

<u>Title</u>	<u>Media</u>	<u>Original Format</u>
Figure 13: Electronic Art Promo	Video	MP4, 1920x1080, 03:05min

Link: <https://www.youtube.com/watch?v=dKcLweDyQFI&t=97s>

Major: Fine Art

Focus: Electronic Art

Course: ART 384-005 Supervised College Teaching

Programs Used: Canon D3300, Premiere

Description: Cyane Tornatzky had asked me to take an independent study during my junior year to help her promote the Electronic Art program, as it was still getting its footing. I thoroughly enjoyed this project. I spent a lot of time exploring the Visual Arts building and getting to know students and their strengths. I also was able to film the show that was in the mini gallery as well, showing how versatile our area is. The video can now be seen on the Electronic Art website.

<u>Title</u>	<u>Media</u>	<u>Original Format</u>
Figure 14: The Melting Pot	Video	MP4, 1920x1080, 00:31min

Link: <https://www.youtube.com/watch?v=azSv2THpXcw>

Major: Fine Art

Focus: Electronic Art

Course: ART 358-L01 Experimental Video

Programs Used: Nikon Coolpix, Premiere

Description: This was one of my favourite projects I have done in my career here at CSU. I love integrating my passions about social justice into my art. This was inspired by many microaggressions I had heard or interacted with throughout my life. I also asked a few of my friends, who fall under marginalized identities, to be a part of this project. The whole installation had a video projected on top of microaggressions, racial slurs, riots, etc. and underneath in a soup pot was a video of my friends holding up their reflections on the current state of America. This was a very cathartic piece as well as a great conversation starter at the gallery showing.

They have five
rows of over
270 sharp teeth




Figure 1: Do You Know (Screenshot_1)



Figure 2: Do You Know (Screenshot_2)

1. Use less plastic



2. When you go to the beach, pick up after yourself

3. Avoid putting dangerous chemicals down the drain
paints, cat litter, etc.

to protect the ocean



Figure 3: Do You Know (Screenshot_3)

The ocean covers 70% of the Earth's surface

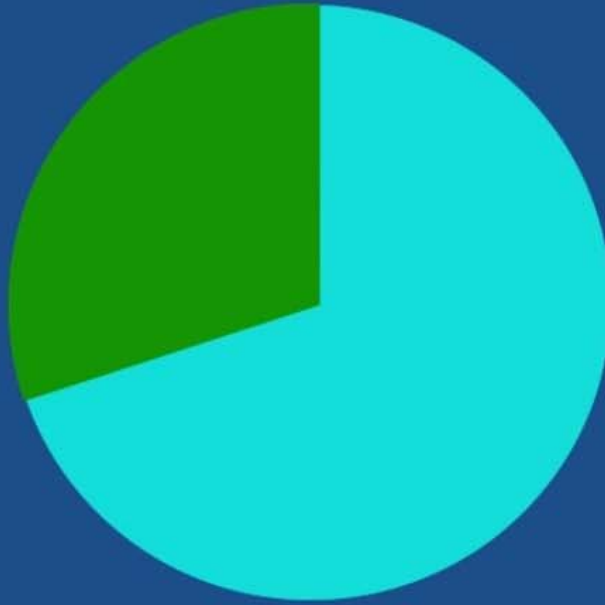


Figure 4: Do You Know (Screenshot_4)



Figure 5: Electronic Art Promo (Screenshot_1)



Figure 6: Electronic Art Promo (Screenshot_2)



Figure 7: Electronic Art Promo (Screenshot_3)



Figure 8: Electronic Art Promo (Screenshot_4)



Figure 9: The Melting Pot (Screenshot_1)

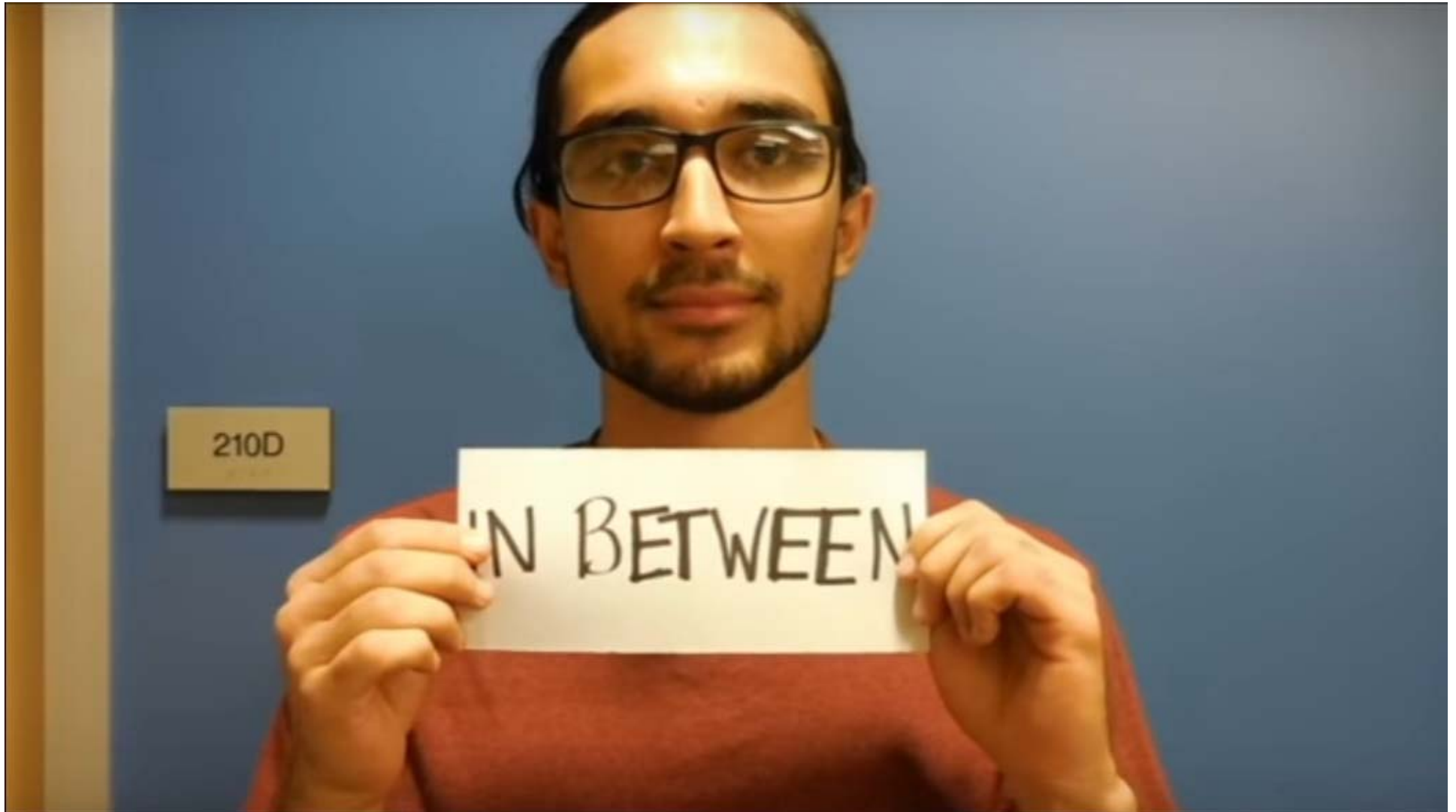


Figure 10: The Melting Pot (Screenshot_2)



Figure 11: The Melting Pot (Screenshot_3)